



May 2021

SCHOOL NEWS

<http://www.sibford-gower.oxon.sch.uk/>

Dear Parents & Carers,

We come to the end of another busy, happy half-term. It has been such a joy to have all the children back in their classrooms. Learning has been going well and pupils from across the school have impressed us all with their determination to do their very best and their engagement with learning across the curriculum.

Halfway through the term, we invited the WMAT School Improvement Director into school to sit in on lessons in all of the classes as part of our external monitoring practice. She was as impressed with the children as we have been, stating in her report,

"As noted in previous visits the mutually respectful relationships in all classes both between adults and children and children with their peers is noticeable and significantly contributes to a very effective learning environment where all feel valued and able to 'try' even when they may be uncertain. Children across the school, from the oldest to the youngest, display an excellent attitude towards their learning. They are fully engaged during the lessons, speak confidently about what they are doing and why and happily challenge themselves and each other."

We have a few staff changes from next half-term. Mrs Paice is leaving and is replaced as a part time teaching assistant by Mrs Tyrell. Mrs Alvarez has taken on the role of play worker at After School Care. (Our heartfelt **thanks to Mrs Williams** who temporarily stepped into this role so that we could keep the provision running until we were able to fill the vacancy.) Both new staff members will also be supporting with midday supervision.

We are all looking forward to the next half-term, the final one of this academic year. Hopefully we will see some finer weather over the rest of the summer term! There will continue to be a strong focus on learning right up to the summer holiday and we are planning all sorts of lovely things for the children in school. We are very much hoping that guidelines will allow us to share some of those things, like Sports Day events and Leavers Assembly, with parents & carers by inviting you into school. We will keep you updated as guidance for schools changes.

In the meanwhile, and on behalf of all the staff here at school,
I wish you all a safe and happy half-term holiday,

Kindest regards,

Jane O'Sullivan (Headteacher)



Best Class

Attendance this half term:

Acorn: 98%

Children return to school on

**Monday
7th June**



BUSTER'S MOVE FOR TOURETTES CHARITY CHALLENGE



Buster in Willow Class is taking part in a national campaign called *Move for Tourettes* to raise money to support the charity Tourettes Action. We finished the half-term by coming together as a school (grouped in our bubbles) to join Buster in a one-mile run to mark this important campaign. Thank you Buster, for bringing us all together and raising our awareness. Wonderful!

ACORN CLASS NEWS

This term our topic has been 'The Enchanted Woodland' and we have had so much exploring our topic together. We have explored local woodlands, taken artistic inspiration from the flowers growing on the big field, become gardeners by planting and caring for our sunflowers and enjoyed this term's class book 'The Fox and the Star'.

Take a look at some of the exciting things we have been up to!

We visited The Millennium field to launch our topic. We found trees which were tall, short, rough, smooth, evergreen and deciduous. We planted our own grassy meadow using grass seed and a meadow seed mix. Our little Acorns have also all planted their own sunflower seeds, which we have had to re-pot already! We are trying very hard to remember to water them each day.



The Fox and the Star

Our class book this term has been 'The Fox and the Star' by Coralie Bickford-Smith. This beautifully illustrated book tells the story of the friendship between a fox and a star in a deep, dense forest. The book has inspired many of our activities this term. The little Acorns have enjoyed exploring the book in many ways.



In art, the children have enjoyed colour mixing to recreate the shades used in the book's illustrations. They have also been looking at the work of William Morris, an artist famous for his work in the 'Arts and Crafts' movement. The book takes a lot of inspiration from this artistic style and the children have enjoyed recreating work in the style of Morris from sketching flowers, printing repeating patterns using fruits and vegetables and making their own floral print blocks.

The children also enjoyed exploring the idea of a rainstorm as described in the book. In our outdoor area, we listened to some rain sounds and explored how the Fox and the Star danced together in the rainy forest. We then came together and recreated a rainstorm using body percussion and the sounds of our own voices. If you'd like to listen to our rainstorm, scan the QR code above to be taken to a video.




In science, the children have been learning about the different parts of plants and flowers and made some fabulous flip books to help to show what they had learned.

The children have also enjoyed imagining what other animals might live in the forest - they really got their creative juices flowing when they each chose an animal and, using play dough, made a fantastic feast fit for their creature!



WILLIAM MORRIS ART

The 'Fox and the Star' is a beautiful book, not just in terms of storyline, but also the illustrations throughout which have been heavily influenced by the Arts and Crafts movement. Many pages are filled with swirling vines, leaves and flowers which wouldn't be out of place in a William Morris wallpaper design. With this in mind, Acorn class have been learning about William Morris, his designs and have used nature as a stimulus for a fantastic art project.



William Morris was born on March 24th 1834 and became a very famous poet, artist and manufacturer. In his lifetime he was most famous for his poetry but after his death in 1896 he became increasingly more well known for his designs. In particular his floral wallpaper designs.

The children enjoyed watching a virtual tour of Red House, now curated by the National Trust, where Morris lived and created some of his most beautiful designs. Along with his friends, they painted and designed on almost every surface they could find - walls, ceilings and even all over and inside the furniture! The garden was also a big influence on Morris' designs and it was to the outdoors that our little Acorns first went to start their own design ideas.



Red House and Gardens



Fruit and Vegetable prints

William Morris' wallpaper designs are full of repeating patterns. The children enjoyed creating their own repeating patterns using fruit and vegetable prints.



Sketching flowers

After learning about how William Morris was inspired by the flowers in his garden at Red House, the Acorns took their sketching pencils and paper to the big field to sketch the flowers that had recently bloomed. The children were encouraged to simply 'draw what they saw' with some impressive results!



Designing and Making Print Blocks


Finally we learned about how William Morris printed his designs by first creating a line drawing with black ink which was then carved into a woodblock which was used to print the final design onto the wallpaper.

Although we didn't quite have the same tools at our disposal, the children too designed their own floral design onto a square piece of paper, which they then transferred onto a polystyrene square. The final stage was really fun - we used paint and rollers to print our blocks onto paper. We were so excited to see our pictures print onto the paper - they look amazing - even if we do say so ourselves!




Beech Class News

In art we have been learning all about colours and colour mixing. We created our own colour wheels and learned how to make secondary and tertiary colours from primary colours.



In maths we have been learning about time and money. We used real coins to practice paying for something with our friends and giving the correct change.



In English we have been really enjoying our class book the Fox and the Star. As we read the book, we made predictions about what we thought might happen next at different points throughout the story. We wrote to the Fox to give him ideas about what he should do next.



We were invited to a party by Mr Fox and we made our own fox masks to wear!



We have been so fortunate this term to have had Mrs Gordon in working with us to improve our outdoor learning space. We have enjoyed growing plants from seeds and planting different herbs and flowers outside.




We have been really enjoying our topic 'Enchanted Woodland' we went to explore the millennium field and enjoyed doing drawings, taking measurements and tree rubbings and reading the labels of all of the unusual trees we found. We also measured different trees in our school field and worked out their age from the circumference of their trunk.



MIGHTY

METALS

In Willow
Class...




We have had a wonderful term full of learning, exploring, and having fun. We have thoroughly enjoyed our '**Might Metals**' theme this term and it has supported our learning in many areas...

Our work during this topic has helped us to develop many new skills, allowed us to build and create new and wonderful masterpieces and encouraged us to step outside of our 'comfort zones'.




To launch our topic we made our very own Iron Man. He is up on display and keeps an eye on us to make sure we are learning!

We do have to keep the metal away from him though as he constantly nibbles it!



We really enjoyed sketching the Iron Man and putting our own twist on him. We changed certain features such as his eyes, ears and nose!

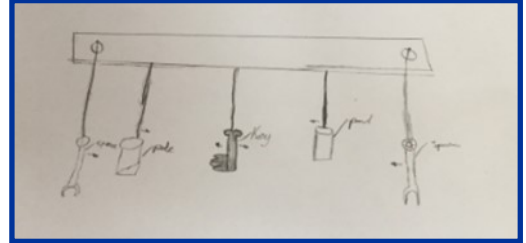
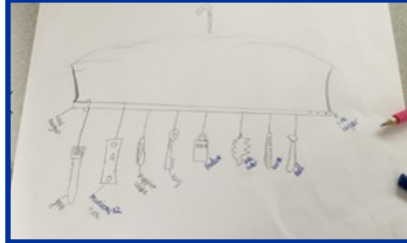
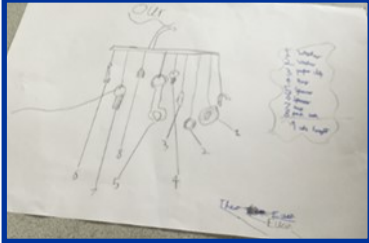


We also have explored many different sketching techniques and enjoyed becoming immersed in our art lessons. I think you will agree the results look wonderful!!


Creating our very own 'wind chimes'

We were SO excited to plan, create and make our very own metal wind chimes. It has been great to have a Design Technology focus this term. Thank you to everyone who donated metal items- we could not have done it without you!



We worked through our planning process first. We discussed different designs, angles, shapes, metals and locations initially. We then moved onto the planning and sketching of our projects.



Identifying our different items and metals ready to use...



Some of our final master pieces ...



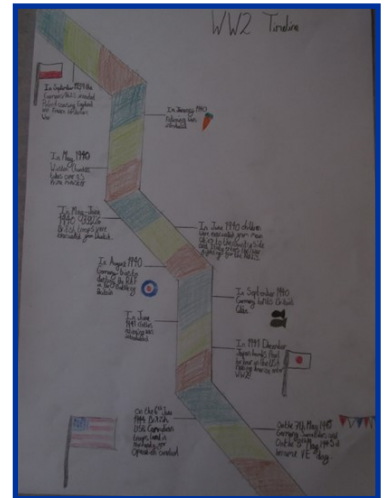

Oak Class News

We have had a busy and fun packed term 5 in Oak class. It has been delightful to be back in school for a whole term and there has been fun, laughter and of course lots of learning.


Humanities

The children have thoroughly enjoyed our Humanities theme of 'A Child's War'. We read 'Goodnight Mr Tom' and also extracts from 'The Diary of Anne Frank'. Have a look at some of the fantastic work the children have produced.

WW2 Timelines



Top tips to survive 'The Blitz'



| The Blitz: How to survive | | | |
|---------------------------|---------------------|---------------------------|---|
| Name | What it sounds like | What it is | How to react |
| V-2 Rocket | A pffft noise | A flying rocket bomb | Go to your nearest bomb shelter |
| V-1 [Doodlebug] | A humming noise | A flying bomb with wings | Take cover in a bomb shelter |
| Air raid siren | A wailing noise | A warning of a bombing | Take cover in a bomb shelter |
| Gas siren | A rattling noise | A warning of a gas attack | Put your gas mask on and go into a bomb shelter |

- Don't clear up any loose rubble as there may be some unexploded material underneath
- Shelter at home
- Wear something white so traffic can see you at night
- Remember to put up your Anderson shelter
- Carry your gas mask at all times
- When blackout is called, draw your blackout curtains else bombers will see you





Henry Moore Shelter Art



Science

Balloon Kebabs

This term we have been focussing on Science investigations. It has been so beneficial to be 'hands on' with our experiments and this has helped us to develop our understanding of different scientific concepts.



Most of the balloon is stretched evenly, but there are two points where the rubber is least stretched. The tied section and the darker patch at the opposite side of the balloon have the lowest surface tension. Most of the balloon is under high tension, so attempting to push the skewer through just makes the balloon pop. At the low tension sections it is possible to make a small hole without breaking the overall surface of the balloon.




Non Newtonian Fluid investigation



When you mix cornflour with water, the large cornflour particles remain suspended in the liquid. When you stir the mixture slowly it acts like a liquid because the suspended particles have time to move past each other. When you put sudden stress on the mixture, the water quickly flows out of the area but the particles do not have enough time to move out of the way – making the mixture act like a solid.

Royal Mail stamp design competition

In Oak, we participated in the Royal Mail's Heroes Stamp Design Competition. This involved the children designing their own stamp to honour the heroes of the coronavirus pandemic.



GOVERNOR'S CORNER



Dear Parents and Carers

How great to be able to say that there has been a whole term of face to face education! Our thanks must go to all of the staff for their commitment and support of our children.

As governors we have continued to meet and to attend training although, sadly, our visits into the school are still virtual and so we miss the interaction with the different classes, staff and children.

Due to increased work Frazer Argyros-Farrell has resigned as one of our Parent Governors as he felt it would be difficult to keep to the commitments that role entails. We are, however, extremely fortunate that a volunteer to replace him as Parent Governor has now been formally appointed and so I hope you will join me in welcoming Holly Cringle to our Academic Committee.

However if anyone would like to join the Academic Committee as a Governor we do still have several vacancies ...

We hope that everyone has a great half-term break – fingers crossed that the weather stays fine for us all.

Kind regards

Paul Manthorpe

Chair of Governors

Early years in ACORN Class

You should all be aware that, with the full support of the Local Authority, we are seeking approval from the Department for Education (DfE) to extend our current early years provision to include nursery children. We are very excited about this and believe that it will be of real benefit to the school and the local community.




Although any applications for places can only be made on a provisional basis until we receive confirmation of approval from the DfE, we are inviting such applications from parents/carers who wish their nursery aged child (3 years and above) to start with us in nursery this coming September.

If you know anyone who may be interested in applying for a nursery place, please do spread the word. Application forms can be requested through the school office or accessed via our school website at <http://www.sibford-gower.oxon.sch.uk/nursery-provision.html>

All of our children are wonderful, but sometimes they do things that we think deserve

A special mention...

Oliver M in Year 6 planned and taught a practical, investigative science lesson to the whole of Oak Class. He checked their prior knowledge and then introduced the task which involved creating a game using copper wire, electrical circuits and a buzzer. The children had a wonderful time and their new teacher gave them individual feedback by marking their work! Brilliant!



Here is some feedback the class gave to Oliver:

'Teach some more – it was great'

'Very professional'

'I love your method of teaching'

'You are very passionate about Science'

'I really enjoyed the game'



Harry D in Acorn Class went out with his family on a rural bike ride. He managed a 20 mile circular around the villages near Burford!



Nancy M in Oak Class has spent many hours on the sewing machine sewing facemasks for teddy bears and then selling them for £2.50 each with the plan to donate to a Covid charity.



She has sold them to family and friends as far away as America, raising £150 which she has donated to The Red Cross India Appeal.

Happy Holiday

She even made a special mask for Ms O'Sullivan's bear, Putney Bridges!
It fits perfectly!
Putney thinks that he will probably love Nancy forever!

