





Home learning activities- Week Commencing 4.1.21
Oak Class

<p align="center">Week Commencing 4.1.21</p>	<p align="center">Wednesday</p>	<p align="center">Thursday</p>	<p align="center">Friday</p>
<p>Maths</p> <p>*Friday – science (Children are used to doing science on Friday mornings so we are keeping this to help them)</p>	<p>I'm Eight</p>  <p>When I went into a classroom earlier this week a child rushed up to tell me she was 8 that day.</p> <p>Well, Happy Birthday to everyone who has a birthday today!</p> <p>This challenge is about finding a variety of ways of asking questions which make 8.</p> <p>You might think of $6 + 2$, or $22 - 14$ or...</p> <p>However, try to create examples that use all the different mathematical ideas that you know about.</p> <p>Perhaps you could challenge yourself to find ways of making 8 that you think no-one else will have thought of.</p> <p>If you are not 8 years old, you might like to use your age instead of 8.</p>	<p align="center">Domino Square</p> <p>These are the 'double-3 down' dominoes.</p>  <p>Use these dominoes to make this square so that each side has eight dots.</p> 	<p>Science- we will be having a focus on investigations and key vocabulary.</p> <p>Every Friday we will be setting an investigation for you to complete 😊</p> <p>This week we are setting you the challenge of building a boat that can hold a bag of sugar without sinking!</p> <p>(You can test this in your bath or sink)</p> 
<p>Literacy</p>	<p>Our new topic this term is...</p> <p>'Traders and Raiders'</p> <p>We are going to be learning about the Anglo Saxons.</p>	<p>Reading Comprehension</p> <p>We have been working hard on our skills to complete these. Don't forget to read the questions and underline key words.</p> <p>Please see this week's zip file for the task.</p>	

Home learning activities- Week Commencing 4.1.21

Oak Class

	<p>Use this session to research all about Anglo Saxons. Make notes as you go, as you will be using them to design an information fact file or poster.</p>		
Afternoon Activity/Activities	<p>Use your research from this morning and present your facts in a format of your choice.</p> <p><i>Don't forget to make it eye catching, formative, and full of interesting facts.</i></p> <p>Feel free to add illustrations. (information poster, presentation, story board or mind map)</p>	<p>Anglo Saxon Time line</p> <p>Use the support sheet to create your own time line.</p> <p>Don't forget to order in chronological order and be clear with your dates.</p> <p>You can create and set out your timeline in a format that works for you.</p> <p>Be creative 😊</p>	<p>PE- create your own fitness circuit either outside or indoors.</p>
Helpful links, websites or suggestions	<p>History KS2: Anglo-Saxon Britain (animation) - BBC Teach</p> <p>Who were the Anglo-Saxons? - BBC Bitesize</p>	<p>Help sheet- Zip file W/C 4.1.21</p>	<p>Challenge Cards (jamesdysonfoundation.co.uk)</p>